

## Dispensing Valve - Type EFC

Product group **630** PN 8  
 Amb. temp. Med. temp.  $T_{min} 0\text{ }^{\circ}\text{C}, T_{max} +60\text{ }^{\circ}\text{C}$   
 $T_{min} 0\text{ }^{\circ}\text{C}, T_{max} +80\text{ }^{\circ}\text{C}$

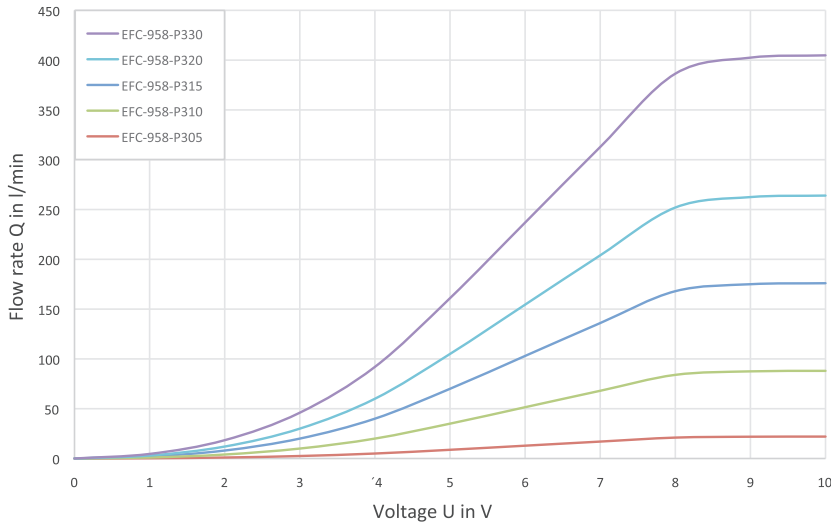


Plastic PPSU

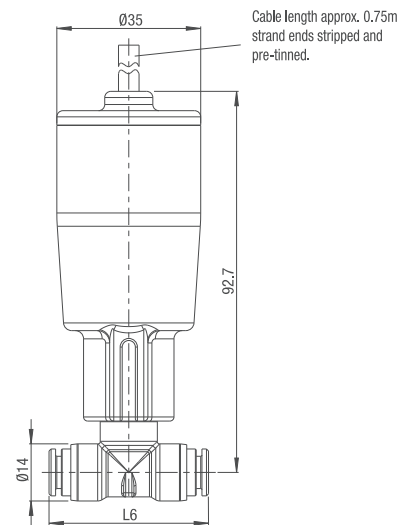
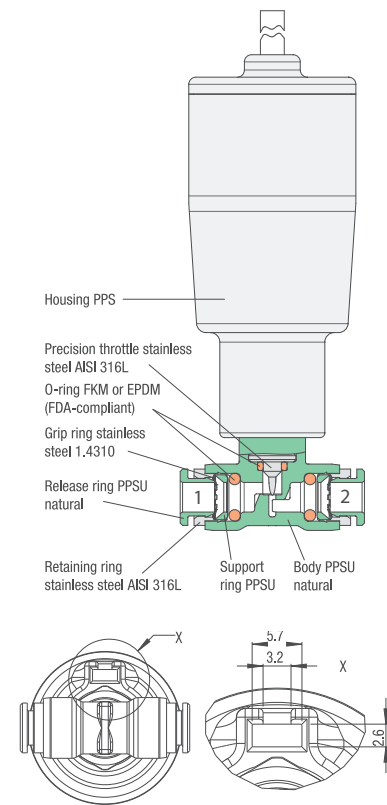


for tube OD	DN	Kv-value water [l/min]	Qnn value 0-x [l/min]	L6	Sealant material	Type	Order number	Price
4	0.5	0 - 0.25	0-15	38	FKM	EFC-958-P305-4FF-024-10	690531	o. r.
4	0.5	0 - 0.25	0-15	38	EPDM	EFC-958-P305-4PF-024-10	690529	o. r.
6	0.5	0 - 0.25	0-15	39	FKM	EFC-958-P305-6FF-024-10	690527	o. r.
6	0.5	0 - 0.25	0-15	39	EPDM	EFC-958-P305-6PF-024-10	690525	o. r.
4	1	0 - 0.75	0-50	38	FKM	EFC-958-P310-4FF-024-10	690532	o. r.
4	1	0 - 0.75	0-50	38	EPDM	EFC-958-P310-4PF-024-10	690530	o. r.
6	1	0 - 0.75	0-50	39	FKM	EFC-958-P310-6FF-024-10	690528	o. r.
6	1	0 - 0.75	0-50	39	EPDM	EFC-958-P310-6PF-024-10	690526	o. r.
4	1.5	0 - 1.35	0-85	38	FKM	EFC-958-P315-4FF-024-10	690510	o. r.
4	1.5	0 - 1.35	0-85	38	EPDM	EFC-958-P315-4PF-024-10	690507	o. r.
6	1.5	0 - 1.35	0-85	39	FKM	EFC-958-P315-6FF-024-10	690504	o. r.
6	1.5	0 - 1.35	0-85	39	EPDM	EFC-958-P315-6PF-024-10	690501	o. r.
4	2	0 - 1.8	0-120	38	FKM	EFC-958-P320-4FF-024-10	690511	o. r.
4	2	0 - 1.8	0-120	38	EPDM	EFC-958-P320-4PF-024-10	690508	o. r.
6	2	0 - 1.8	0-120	39	FKM	EFC-958-P320-6FF-024-10	690505	o. r.
6	2	0 - 1.8	0-120	39	EPDM	EFC-958-P320-6PF-024-10	690502	o. r.
6	3	0 - 2.4	0-190	39	FKM	EFC-958-P330-6FF-024-10	690506	o. r.
6	3	0 - 2.4	0-190	39	EPDM	EFC-958-P330-6PF-024-10	690503	o. r.

### Characteristic Curve: Input Pressure 8 bar, 0-10 V, Medium: Air (open discharge)



## Illustration



## Dispensing Valve - Type EFC

Product group **630** PN 6  
 Amb. temp.  $T_{min} 0\text{ }^{\circ}\text{C}, T_{max} +60\text{ }^{\circ}\text{C}$   
 Med. temp.  $T_{min} 0\text{ }^{\circ}\text{C}, T_{max} +80\text{ }^{\circ}\text{C}$

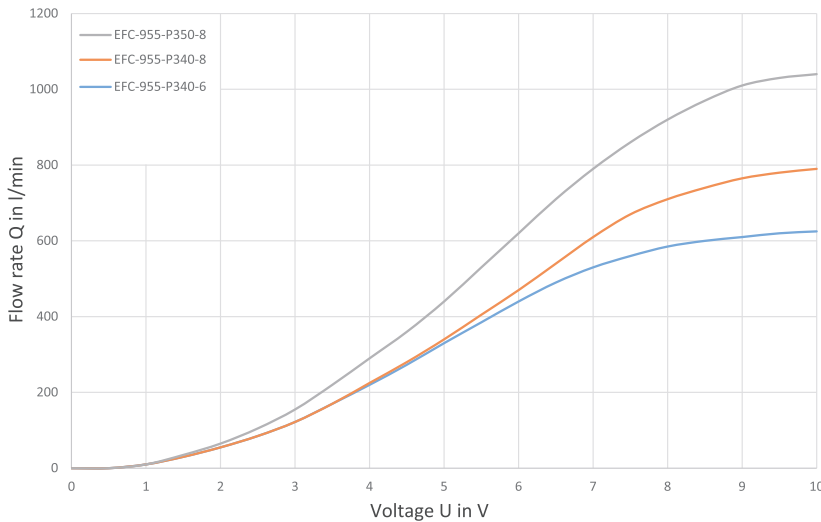


Plastic  
PPSU



for tube OD	DN	Kv-value water [l/min]	Qnn value 0-x [l/min]	L2	L3	Sealant material	Type	Order number	Price
6	4	0 - 5	0 - 400	22	22	FKM	EFC-955-P340-6FF-024-10	690548	o. r.
6	4	0 - 5	0 - 400	22	22	EPDM	EFC-955-P340-6PF-024-10	690545	o. r.
8	4	0 - 7	0 - 520	22,5	22,5	FKM	EFC-955-P340-8FF-024-10	690549	o. r.
8	4	0 - 7	0 - 520	22,5	22,5	EPDM	EFC-955-P340-8PF-024-10	690546	o. r.
8	5	0 - 9.3	0 - 750	22,5	22,5	FKM	EFC-955-P350-8FF-024-10	690550	o. r.
8	5	0 - 9.3	0 - 750	22,5	22,5	EPDM	EFC-955-P350-8PF-024-10	690547	o. r.

### Characteristic Curve: Input Pressure 6 bar, 0-10 V, Medium: Air (open discharge)



## Illustration

